

Lineup of easy-to-use projectors to meet your applications.

*Projected images are simulations



*MC-EW403E, MC-EW303E, MC-EX403E, MC-EX353E and MC-EX303E do not support AMX Device Discovery and Crestron Connected.



LINE UP *Local availability may be limited.

Network model	MC-EW4051 WXGA 4,000 lm	MC-EW3551 WXGA 3,800 lm	MC-EW3051 WXGA 3,200 lm	MC-EX4551 XGA 4,500 lm	MC-EX4051 XGA 4,200lm	MC-EX3551 XGA 3,700 lm	MC-EX3051 XGA 3,300 lm
Basic model	MC-EW403E WXGA 4,000lm	MC-EW303E WXGA 3,200lm	MC-EX403E XGA 4,200lm	MC-EX353E XGA 3,700 lm	MC-EX303E XGA 3,300 lm		

ACCENTUALIZER and HDCR Network model

ACCENTUALIZER makes pictures look more real by enhancing shade, sharpness, and gloss to make pictures clearer. The HDCR function corrects blurred images caused by room lighting or outside light sources, and creates an effect similar to increasing contrast resulting in clear images even in bright rooms.

* Comparison photos are simulations.





IMAGE OPTIMIZER Network model

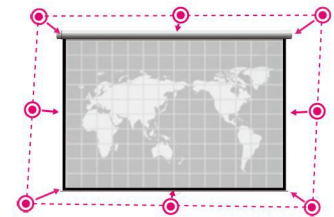
Equipped with IMAGE OPTIMIZER that maintains visibility of an image through automatic image correction in accordance with lamp consumption.

* This function may not work properly when HDCR/ACCENTUALIZER is ON.
* Comparison photos are simulations.



Perfect Fit Network model

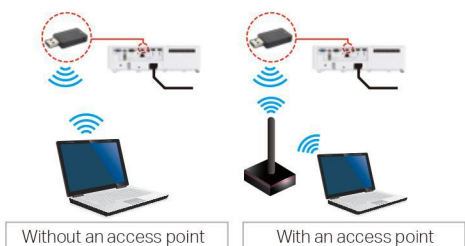
Equipped with Perfect Fit with which the position of four corners and four sides of a projected image can be adjusted. With the remote controller at hand, you can quickly correct the distorted image such as pincushion or barrel.



Network Function / Capability

Wireless Capability (Option) Network model

The projector is capable of a wireless network with the optional USB wireless adapter. You can control the projector with a computer via the network, and also project the screen of the computer on which the LiveViewer software is installed.



Smart Device Control Network model

Using the dedicated free online application Projector Quick Connection, you can control the projector from a tablet or smartphone. In addition, you can project images, documents, and photos on the smart device.

*Projector need to be connected to network.
*See the Maxell website for details.
<http://proj.maxell.co.jp/en/>

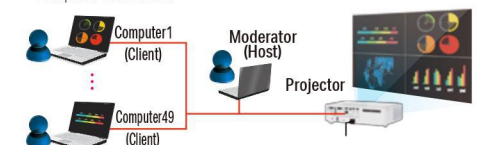


*This picture shows an example of network connection using optional wireless adapter.

Moderator Control Mode Network model

Setting one computer from the multiple computers (up to 50*) that are connected to the projector as the moderator (host) makes it possible for the moderator to project from the other computers (clients).

*1 Image and audio transfer speed may vary depending on number of computer connected.



*To secure better performance, a wired network is preferable. Required to install the LiveViewer software on all the computers. The functions are supported by LiveViewer (Windows® application) only.

* The software LiveViewer can be downloaded from the website.
<http://proj.maxell.co.jp/en/>

Other Useful Features Network model · Internal speaker*2 · Direct Power On / Off · DICOM® simulation mode*3 · Audio Pass Through · My Screen · PIN Lock System Basic model

*2 The network model has a 16w speaker. The basic model has a 1W speaker. *3 This projector is not a medical device and is not compliant with the DICOM® standard, and neither the projector nor the DICOM® Simulation Mode should be used for medical diagnosis.

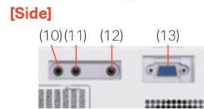
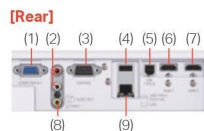
Notes · The images in this catalog are representations of the effects and differ from actual images.

Specifications													
Model name	MC-EW4051	MC-EW3551	MC-EW3051	MC-EX4551	MC-EX4051	MC-EX3551	MC-EX3051	MC-EW403E	MC-EW303E	MC-EX403E	MC-EX353E	MC-EX303E	
Display system	3LCD												
Display device	0.59" x 3, aspect ratio 16:10 Number of pixels H: 1,280 x V: 800 (WXGA)			0.63" x 3, aspect ratio 4:3 Number of pixels H: 1,024 x V: 768 (XGA)			0.59" x 3, aspect ratio 16:10 Number of pixels H: 1,280 x V: 800 (WXGA)			0.63" x 3, aspect ratio 4:3 Number of pixels H: 1,024 x V: 768 (XGA)			
Lens	Zoom Manual (1.2x) Focus Manual												
Light source	230 W Lamp												
Screen size	30 - 300 inch												
Light output (Brightness)*1	4,000 lm	3,800 lm	3,200 lm	4,500 lm	4,200 lm	3,700 lm	3,300 lm	4,000 lm	3,200 lm	4,200 lm	3,700 lm	3,300 lm	
Contrast ratio (full white / full black)*2	20,000:1												
Speaker	16 W x 1 mono												
Display	Horizontal												
Scanning frequency	Vertical												
Display Resolution	Computer	Full HD (max.) *Native resolution is WXGA.			Full HD (max.) *Native resolution is XGA.			Full HD (max.) *Native resolution is WXGA.			Full HD (max.) *Native resolution is XGA.		
	Video	1080p (max.) *Native resolution is WXGA.			1080p (max.) *Native resolution is XGA.			1080p (max.) *Native resolution is WXGA.			1080p (max.) *Native resolution is XGA.		
Terminals	COMPUTER IN Mini D-sub 15-pin connector x 2												
	MONITOR OUT Mini D-sub 15-pin connector x 1 (shared with COMPUTER IN2)												
	VIDEO IN RCA connector x 1												
	HDMI IN HDMI (HDCP compliant) x 2						HDMI (HDCP compliant) x 1						
	AUDIO IN 3.5mm stereo mini connector x 2, RCA connector (L, R) x 1						RCA connector (L, R) x 1						
	AUDIO OUT 3.5mm stereo mini connector x 1												
	CONTROL (RS-232C) D-sub 9-pin connector x 1												
	LAN RJ-45 connector x 1												
	USB-A USB type A x 1 (PC-LESS presentation or Wireless adapter (option))												
	USB-B USB type B x 1 (USB display*3 and USB mouse control)												
Network	Wired	100BASE-TX / 10BASE-T											
	Wireless (Option*4)	IEEE 802.11a/b/g/n/ac											
Operating temperature	0 - 35 °C												
Operating humidity	10 - 90%RH (non-condensing)												
Power requirements	AC 100 V - 120 (50/60 Hz), 3.3 A, AC 220 V - 240 V (50/60 Hz), 1.6 A						AC 100 V - 120 (50/60 Hz), 3.0 A, AC 220 V - 240 V (50/60 Hz), 1.5 A						
Power consumption	AC 100 V - 120 (50/60 Hz): 320 W, AC 220 V - 240 V (50/60 Hz): 310 W						AC 100 V - 120 (50/60 Hz): 290 W, AC 220 V - 240 V (50/60 Hz): 280 W						
Standby mode power consumption	0.35 W at saving mode*5												
Standard outside dimensions (W x H x D)	355 x 106 x 267 mm (14.0" x 4.2" x 10.5") (Including protruding parts), 349 x 88 x 264 mm (14.0" x 3.5" x 10.4") (Excluding protruding parts)												
Weight	Approx. 3.5 kg (7.7 lbs)						Approx. 3.4 kg (7.5 lbs)						
Accessories	Power cord, Computer cable, Remote control with two AA batteries, Lens cover*6, Adapter cover*6, Security label, User's manual												
Optional parts	USB Wireless Adapter	USB-WL-5G*7											
	Lamp	DT02081											
	Air filter	UX39561											
	Mounting accessories	HAS-EX300 (Bracket for ceiling mount), HAS-104S (Slim adapter for fixing mount), HAS-204L (Standard adapter for fixing mount), HAS-304H (Long adapter for fixing mount)											

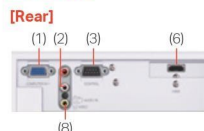
*1 When PICTURE MODE is set to DYNAMIC, ACTIVE IRIS is set to OFF, and ZOOM position is WIDE (max). *2 When PICTURE MODE is set to DYNAMIC, ACTIVE IRIS is set to ON, and ZOOM position is WIDE (max). *3 Only for Windows® OS. *4 Optional wireless adapter is needed. *5 SAVING mode disables the functions of MONITOR OUT, AUDIO OUT, speaker sound, network communication, RS-232C control except POWER ON command, etc. in standby. *6 Only for MC-EW4051, MC-EW3551, MC-EW3051, MC-EX4551, MC-EX4051, MC-EX3551 and MC-EX3051. *7 The availability of the USB-WL-5G varies depending on the country and the region.

Terminals

MC-EW4051 / MC-EW3551 / MC-EW3051 / MC-EX4551 / MC-EX4051 / MC-EX3551 / MC-EX3051



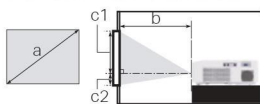
MC-EW403E / MC-EW303E / MC-EX403E / MC-EX353E / MC-EX303E



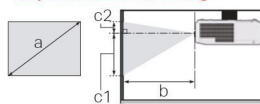
(1) COMPUTER IN1 (2) AUDIO IN3 (3) CONTROL (RS-232C) (4) USB-A (5) USB-B (6) HDMI IN1 (7) HDMI IN2 (8) VIDEO (9) LAN (10) AUDIO IN1 (11) AUDIO IN2 (12) AUDIO OUT (13) COMPUTER IN2 / MONITOR OUT

Projection Distance

Placed on the horizontal surface



Suspended from the ceiling



* The figure are not drawn to scale.

MC-EW4051 / MC-EW3551 / MC-EW403E

(1,280 x 800) (±10%)									
a Screen size (diagonal)	16:10 screen			c1 Screen height	c2 Screen height	type			
	b Projection distance	Screen height							
	min.	max.							
60	1.5	1.9	73	2.2	88	75	30	6	2
80	2.0	2.5	99	3.0	119	100	39	8	3
100	2.5	3.1	124	3.8	149	125	49	10	4
120	3.0	3.8	149	4.6	180	150	59	12	5
150	3.8	4.8	187	5.7	226	188	74	14	6
200	5.1	6.4	251	7.7	302	250	98	19	8

MC-EW3051 / MC-EW303E

(1,280 x 800) (±10%)									
a Screen size (diagonal)	16:10 screen			c1 Screen height	c2 Screen height	type			
	b Projection distance	Screen height							
	min.	max.							
60	1.5	1.9	73	2.2	88	75	30	6	2
80	2.0	2.5	99	3.0	119	100	39	8	3
100	2.5	3.1	124	3.8	149	125	49	10	4
120	3.0	3.8	149	4.6	179	150	59	12	5
150	3.8	4.7	187	5.7	225	188	74	14	6
200	5.1	6.4	250	7.6	301	250	98	19	8

MC-EX4551 / MC-EX4051 / MC-EX403E

(1,024 x 768) (±10%)									
a Screen size (diagonal)	4:3 screen			c1 Screen height	c2 Screen height	type			
	b Projection distance	Screen height							
	min.	max.							
60	1.5	1.7	69	2.1	83	78	31	13	5
80	2.0	2.4	93	2.8	112	105	41	17	7
100	2.5	3.0	117	3.6	141	131	51	22	9
120	3.0	3.6	141	4.3	170	157	62	26	10
150	3.8	4.5	177	5.4	213	196	77	33	13
200	5.1	6.0	237	7.2	285	261	103	44	17

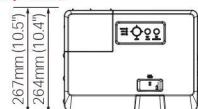
MC-EX3551 / MC-EX3051 / MC-EX353E / MC-EX303E

(1,024 x 768) (±10%)									
a Screen size (diagonal)	4:3 screen			c1 Screen height	c2 Screen height	type			
	b Projection distance	Screen height							
	min.	max.							
60	1.5	1.7	69	2.1	83	78	31	13	5
80	2.0	2.4	93	2.8	112	105	41	17	7
100	2.5	3.0	116	3.6	140	131	51	22	9
120	3.0	3.6	140	4.3	169	157	62	26	10
150	3.8	4.5	176	5.4	212	196	77	33	13
200	5.1	6.0	236	7.2	284	261	103	44	17

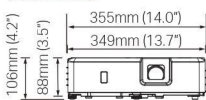
b: Projection distance (from the projector's front panel to screen. Tolerance ±10%) c1: Screen height from lens center to top (when installed on a horizontal surface) c2: Screen height from lens center to bottom (when installed on a horizontal surface)

Dimensions

[Top view]



[Front view]



*The figures above are not drawn to scale.

Environment

► Compliance with EU Directive RoHS*1

► Reduction of resin usage in production

Use of hot runners in molds for making upper housing in order to reduce mill ends.

*1

RoHS is the acronym of "Directive 2011/65/EU of the European Parliament and of the Council of 8 June 2011 on the restriction of the use of certain hazardous substances in electrical and electronic equipment".

—Design and specifications are subject to change without notice.

• The projected images and comparison photos in this catalog are simulations. • LCD panels, polarizers and other optical components and cooling fans may need replacement after prolonged usage. For more details, please consult a sales representative. • Do not use in places where there is a lot of water, dampness, steam, dust, soot or tobacco smoke. This may result in fire or malfunction. • Optical components (lamp, LCD panel, polarizing plate, PBS [polarizer beam splitter]) have limited service lives. They must be replaced or replaced if they are used for a long period of time. • These projectors use a mercury lamp with high internal pressure. Because of its properties, this lamp may burst with a loud noise or burn out if struck or after it has been used for a period of time. The time until it bursts or burns out varies greatly according to differences between lamps and usage conditions. Turning the lamp's power on and off frequently shortens its service life. • Optical components other than the lamp: If the projector is used for six hours or more per day, they may need to be replaced in less than a year. • LCD panel: If the projector is used continuously for six hours or more, its replacement cycle may be shortened. • Do not turn projector on again for ten minutes after shutdown. Neglect can shorten the lifetime of the lamp. During use and immediately after use, do not touch anywhere near the lamp and the vents as these parts are extremely hot. • Each product may have differences of color, brightness and focus due to manufacture variation. • Windows® is a trademark, or a registered trademark of Microsoft Corporation in the United States and/or other countries. • Crestron Connected and the Crestron Connected Logo are registered trademarks of Crestron Electronics. • HDMI and High-Definition Multimedia Interface are trademarks or registered trademarks of HDMI Licensing Administrator, Inc. in the United States and other countries. • DICOM is the registered trademark of the National Electrical Manufacturers Association for its standards publications relating to digital communications of medical information. • All other trademarks are the properties of their respective owners.

maxell

Maxell, Ltd. 5030 Totsuka-cho, Totsuka-ku Yokohama, 244-0003, Japan <http://proj.maxell.co.jp/en/>

香港日立有限公司

總辦事處及維修服務部 香港新界沙田安睦街28號得利中心18樓 電話: (852) 2113 8883 維修服務熱線: (852) 2753 5386
澳門維修服務部 澳門慕拉士大馬路富大工業大廈4字樓F座 電話: (853) 2871 9614
日立查詢熱線: 2770 0377 www.hitachi-hk.com.hk

即SCAN 瀏覽
日立網頁

